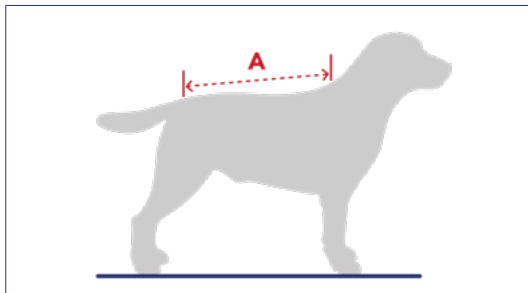


SIZING GUIDE - MPS® PRODUCTS

Only the best care for pets! • Medical Pet Shirts International



MEDICAL PET SHIRT®
FOR DOGS



Size chart

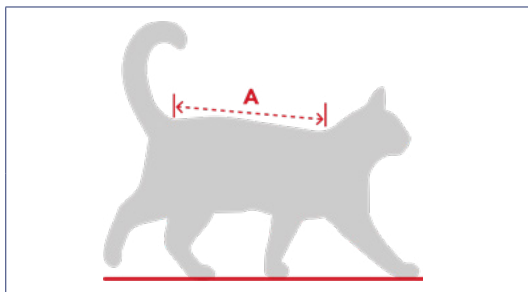
Measure the **back length (a)** from the base of the neck (near the dog's collar) to the base of the tail (beginning of the tail/near the end of the lower back). If the dog is somewhere between two sizes, we recommend choosing the smaller size.

Size	Back length (A)
MPS-4XS	7.5 - 11.8 inch
MPS-3XS	8.7 - 13.8 inch
MPS-2XS	13.0 - 16.5 inch
MPS-XS	15.7 - 17.7 inch
MPS-S	16.9 - 20.1 inch
MPS-S+	19.3 - 22.4 inch
MPS-M	21.7 - 27.2 inch
MPS-M+	24.0 - 28.3 inch
MPS-L	26.4 - 29.9 inch
MPS-XL	29.1 - 32.3 inch
MPS-2XL	31.5 - 36.2 inch

Always measure the dog for the right fit.



MEDICAL PET SHIRT®
FOR CATS



Size chart

Measure the **back length (a)** from the base of the neck (near the cat's collar) to the base of the tail (beginning of the tail/near the end of the lower back). If the cat is somewhere between two sizes, we recommend choosing the smaller size.

Size	Back length (A)
MPS-7XS*	5.5 - 7.1 inch
MPS-6XS*	7.1 - 9.4 inch
MPS-5XS*	8.7 - 11.0 inch
MPS-4XS	9.9 - 12.6 inch
MPS-3XS	11.4 - 14.6 inch
MPS-2XS	13.0 - 16.5 inch
MPS-XS	15.7 - 17.7 inch
MPS-S	16.9 - 20.1 inch

** Size 7XS, 6XS and 5XS are not available in MPS-Leopard, MPS-Zebra and MPS-Orange.*

Always measure the cat for the right fit.



MEDICAL PET SHIRT®
FOR RABBITS

Size chart

The correct size is determined by the **rabbit's weight (A)**. If the rabbit is somewhere between two sizes, we recommend choosing the smaller size.

Size	Weight (A)
MPS-3XS	1.3 - 1.8 lbs
MPS-2XS	1.8 - 3.3 lbs
MPS-XS	3.3 - 4.4 lbs
MPS-S	4.4 - 7.7 lbs
MPS-M	7.7 - 9.9 lbs
MPS-L	9.9 - 12.1 lbs

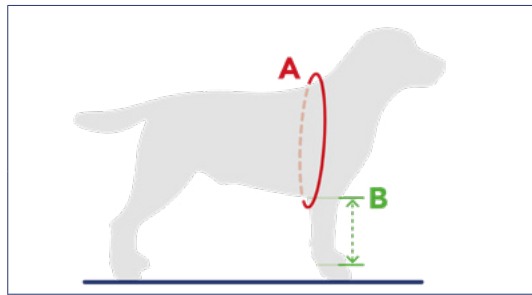
Always weigh the rabbit for the right fit.

SIZING GUIDE - MPS® PRODUCTS

Only the best care for pets! • Medical Pet Shirts International



MPS-TAZ® SINGLE FRONT LEG SLEEVE



Size chart

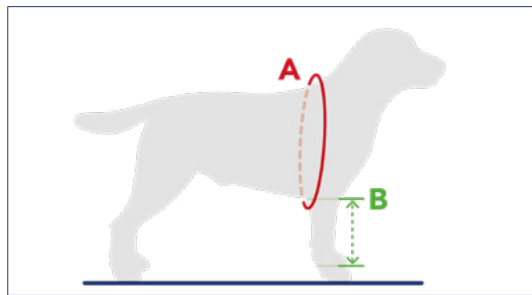
Measure the chest circumference around the **widest part of the chest (A)**, usually right behind the front legs. Measure **Length Leg (B)** on the inside of the leg from the armpit to wrist.

Size	Chest (A)	Length leg (B)
MPS-3XS	10.6 - 13.0 inch	3.9 inch
MPS-2XS	11.8 - 16.9 inch	4.7 inch
MPS-XS	15.7 - 20.5 inch	6.7 inch
MPS-S	17.7 - 24.0 inch	9.1 inch
MPS-M	21.3 - 26.8 inch	10.2 inch
MPS-L	25.2 - 33.1 inch	13.8 inch
MPS-XL	31.5 - 40.9 inch	16.1 inch
MPS-2XL	37.8 - 48.8 inch	18.9 inch

Always measure the dog for the right fit.



MPS-TAZ2® DOUBLE FRONT LEG SLEEVES



Size chart

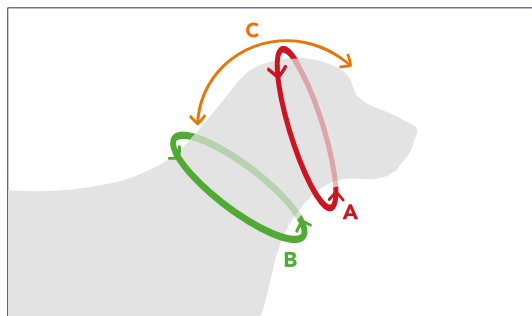
Measure the chest circumference around the **widest part of the chest (A)**, usually right behind the front legs. Measure **Length Leg (B)** on the inside of the leg from the armpit to wrist.

Size	Chest (A)	Length leg (B)
MPS-3XS	10.6 - 13.0 inch	3.9 inch
MPS-2XS	11.8 - 16.9 inch	4.7 inch
MPS-XS	15.7 - 20.5 inch	6.7 inch
MPS-S	17.7 - 24.0 inch	9.1 inch
MPS-M	21.3 - 26.8 inch	10.2 inch
MPS-L	25.2 - 33.1 inch	13.8 inch
MPS-XL	31.5 - 40.9 inch	16.1 inch
MPS-2XL	37.8 - 48.8 inch	18.9 inch

Always measure the dog for the right fit.



MPS-HEAD COVER®
INCLUDING ONE (1) PAD



Size chart

The **head circumference (A)** is measured around the widest part of the head. The **neck circumference (B)** is measured around the collar. The **length (C)** is measured from the top of the head to the collar.

Size	Head (A)	Neck (B)	Length (C)
MPS-XS	11.8 - 14.1 inch	12.6 - 18.1 inch	6.7 - 9.4 inch
MPS-S	12.6 - 15.7 inch	15.0 - 19.7 inch	7.5 - 11.0 inch
MPS-M	14.9 - 18.1 inch	15.0 - 21.2 inch	8.3 - 12.5 inch
MPS-L	14.9 - 19.7 inch	16.5 - 24.4 inch	8.3 - 12.9 inch
MPS-XL	16.5 - 21.3 inch	18.1 - 25.9 inch	8.3 - 13.3 inch

	Pad size (Extra pads available as a set of 2 pads)
	Size Small fits in Head Cover XS, S & M Size Medium fits in Head Cover L & XL

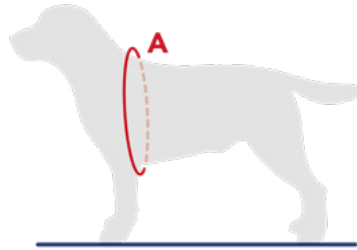
Always measure the dog for the right fit.

SIZING GUIDE - MPS® PRODUCTS

Only the best care for pets! • Medical Pet Shirts International



MPS-TOP SHIRT 4-IN-1®



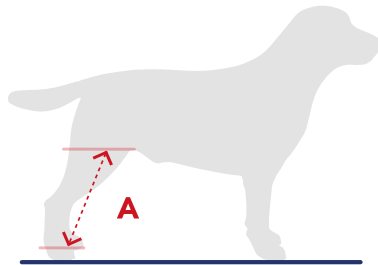
Size chart

The size of the TOP shirt is best measured around the **widest part of the chest (A)**, usually right behind the front legs.

Size	Chest Circumference (A)
MPS-2XS	11.0 - 17.0 inch
MPS-XS	15.0 - 22.0 inch
MPS-S	19.0 - 27.0 inch
MPS-M	24.0 - 31.0 inch
MPS-L	28.0 - 36.0 inch
MPS-XL	31.0 - 39.0 inch

Always measure the dog for the right fit.

MPS-HLS® HIND LEG SLEEVES



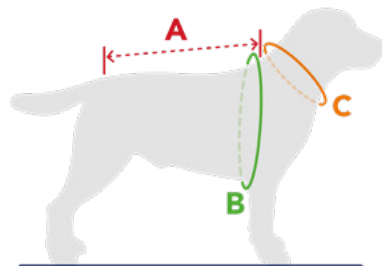

Size chart

Measure the **length of the hind leg (A)** from the armpit on the inside to the hock.

Size	Length Hind Leg (A)
MPS-2XS	3.9 inch
MPS-XS	5.5 inch
MPS-S	7.8 inch
MPS-M	10.2 inch
MPS-L	12.5 inch
MPS-XL	14.5 inch

The MPS-HLS® must be worn with the MPS-TOP Shirt®, purchased separately. Always measure the dog for the right fit.

DRY® COOLING VEST FOR DOGS



Size chart

Measure the **length (A)** from the base of the neck to the base of the tail. The **chest circumference (B)** is always measured around the widest part of the chest. The **neck circumference (B)** is measured around the collar. Add the amount of water as seen in the chart.

When a dog is between two sizes, we recommend choosing the larger size.

Size	Length (A)	Chest (B)	Neck (C)
MPS-XS	10 - 14 inch	16 - 24 inch	< 14 inch
MPS-S	14 - 20 inch	22 - 28 inch	< 18 inch
MPS-M	20 - 24 inch	24 - 32 inch	< 20 inch
MPS-L	24 - 30 inch	26 - 34 inch	< 22 inch
MPS-XL	28 - 36 inch	30 - 38 inch	< 26 inch

Amount of water	Amount of water	
	MPS-XS	3.40 oz.
MPS-S	6.75 oz.	
MPS-M	10.20 oz.	
MPS-L	14.50 oz.	
MPS-XL	17.70 oz.	

Always gently squeeze out all excess water. Do not overfill the vest with water!