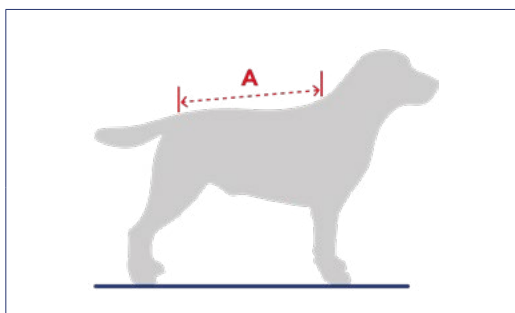


SIZING GUIDE - MPS® PRODUCTS

Only the best care for pets! • Medical Pet Shirts Europe

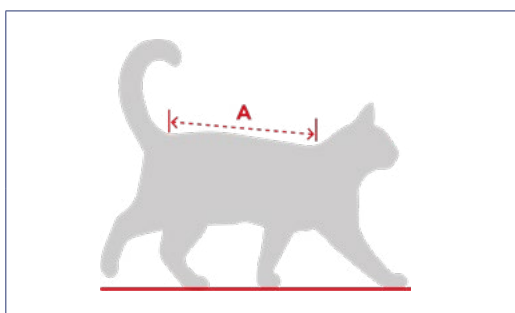


Size chart

Measure the **back length (a)** from the base of the neck (near the dog's collar) to the base of the tail (beginning of the tail/near the end of the lower back). If the dog is somewhere between two sizes, we recommend choosing the smaller size.

Size	Back length (A)
MPS-4XS	19 - 30 cm
MPS-3XS	22 - 35 cm
MPS-2XS	33 - 42 cm
MPS-XS	40 - 45 cm
MPS-S	43 - 51 cm
MPS-S+	49 - 57 cm
MPS-M	55 - 69 cm
MPS-M+	61 - 72 cm
MPS-L	67 - 76 cm
MPS-XL	74 - 82 cm
MPS-2XL	80 - 92 cm

Always measure the dog for the right fit.



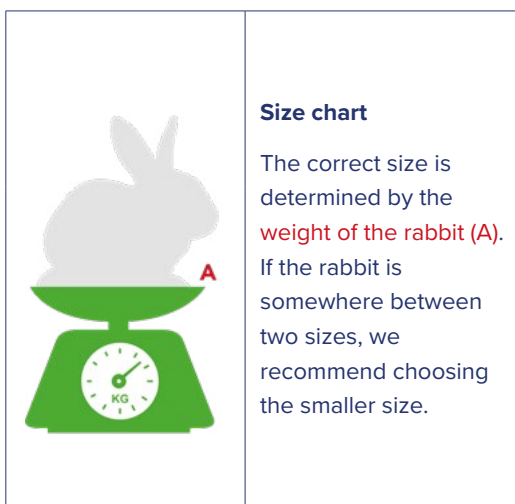
Size chart

Measure the **back length (a)** from the base of the neck (near the cat's collar) to the base of the tail (beginning of the tail/near the end of the lower back). If the cat is somewhere between two sizes, we recommend choosing the smaller size.

Size	Back length (A)
MPS-7XS*	14 - 18 cm
MPS-6XS*	18 - 24 cm
MPS-5XS*	22 - 28 cm
MPS-4XS	25 - 32 cm
MPS-3XS	29 - 37 cm
MPS-2XS	33 - 42 cm
MPS-XS	40 - 45 cm
MPS-S	43 - 51 cm

** Size 7XS, 6XS and 5XS are not available in MPS-Leopard, MPS-Zebra and MPS-Orange.*

Always measure the cat for the right fit.



Size chart


The correct size is determined by the **weight of the rabbit (A)**. If the rabbit is somewhere between two sizes, we recommend choosing the smaller size.

Size	Weight (A)
MPS-3XS	0.6 - 0.8 kg
MPS-2XS	0.8 - 1.5 kg
MPS-XS	1.5 - 2.0 kg
MPS-S	2.0 - 3.5 kg
MPS-M	3.5 - 4.5 kg
MPS-L	4.5 - 5.5 kg

Always weigh the rabbit for the right fit.

SIZING GUIDE - MPS® PRODUCTS

Only the best care for pets! • Medical Pet Shirts Europe



Size chart

Measure the chest circumference around the **widest part of the chest (A)**, usually right behind the front legs. Measure **Length Leg (B)** on the inside of the leg from the armpit to ankle.

Size	Chest (A)	Length leg (B)
MPS-3XS	27 - 33 cm	10 cm
MPS-2XS	30 - 43 cm	12 cm
MPS-XS	40 - 52 cm	17 cm
MPS-S	45 - 61 cm	23 cm
MPS-M	54 - 68 cm	26 cm
MPS-L	64 - 84 cm	35 cm
MPS-XL	80 - 104 cm	41 cm
MPS-2XL	96 - 124 cm	48 cm

Always measure the dog for the right fit.



Size chart

Measure the chest circumference around the **widest part of the chest (A)**, usually right behind the front legs. Measure **Length Leg (B)** on the inside of the leg from the armpit to ankle.

Size	Chest (A)	Length leg (B)
MPS-3XS	27 - 33 cm	10 cm
MPS-2XS	30 - 43 cm	12 cm
MPS-XS	40 - 52 cm	17 cm
MPS-S	45 - 61 cm	23 cm
MPS-M	54 - 68 cm	26 cm
MPS-L	64 - 84 cm	35 cm
MPS-XL	80 - 104 cm	41 cm
MPS-2XL	96 - 124 cm	48 cm

Always measure the dog for the right fit.



Size chart

The **head circumference (A)** is measured around the widest part of the head. The **neck circumference (B)** is measured around the collar. The **length (C)** is measured from the top of the head to the collar.


Size	Head (A)	Neck (B)	Length (C)
MPS-XS	30 - 36 cm	32 - 46 cm	17 - 24 cm
MPS-S	32 - 40 cm	38 - 50 cm	19 - 28 cm
MPS-M	38 - 46 cm	38 - 54 cm	21 - 32 cm
MPS-L	38 - 50 cm	42 - 62 cm	21 - 33 cm
MPS-XL	42 - 54 cm	46 - 66 cm	21 - 34 cm

	Pad size (Extra pads available as a set of 2 pads)
	Size Small fits in Head Cover XS, S & M
	Size Medium fits in Head Cover L & XL

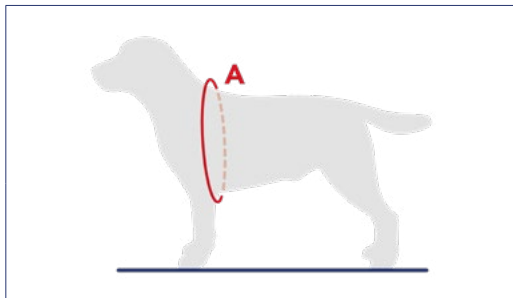
Always measure the dog for the right fit.

SIZING GUIDE - MPS® PRODUCTS

Only the best care for pets! • Medical Pet Shirts Europe



MPS-TOP SHIRT 4-IN-1®



Size chart

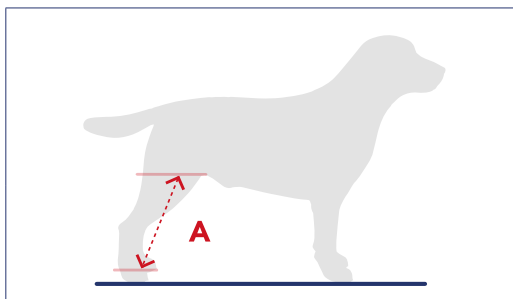
The size of the TOP shirt is best measured around the **widest part of the chest (A)**, usually right behind the front legs.

Size	Chest Circumference (A)
MPS-2XS	11.0 - 17.0 inch
MPS-XS	15.0 - 22.0 inch
MPS-S	19.0 - 27.0 inch
MPS-M	24.0 - 31.0 inch
MPS-L	28.0 - 36.0 inch
MPS-XL	31.0 - 39.0 inch

Always measure the dog for the right fit.



MPS-HLS® HIND LEG SLEEVES




Size chart

Measure the **length of the hind leg (A)** from the armpit on the inside to the ankle.

Size	Lenght Hind Leg (A)
MPS-2XS	3.9 inch
MPS-XS	5.5 inch
MPS-S	7.8 inch
MPS-M	10.2 inch
MPS-L	12.5 inch
MPS-XL	14.5 inch

The MPS-HLS® must be worn with the MPS-TOP Shirt®, purchased separately. Always measure the dog for the right fit.



MPS-MEDICAL PETS BOOT®



Size chart

Measure the **length (A)** on the inside of your dog's front or back leg. Measure the **Sole circumference (B)** of your dog's front or back paw. The sizes shown in the size chart are the inside sole measurements of the boot.

Size	Lenght (A)	Sole (B)
MPS-XS	14 cm	17 cm
MPS-S	22 cm	21 cm
MPS-M short	20 cm	23 cm
MPS-M	25 cm	23 cm
MPS-L short	20 cm	27 cm
MPS-L	28 cm	27 cm
MPS-XL	34 cm	28 cm

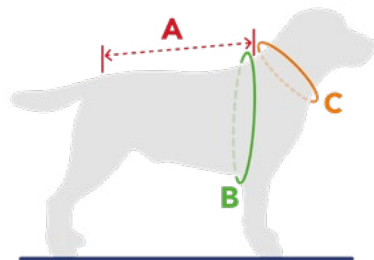

Always measure the dog for the right fit.

SIZING GUIDE - MPS® PRODUCTS

Only the best care for pets! • Medical Pet Shirts Europe



DRY® COOLING VEST FOR DOGS



Size chart

Measure the **length (A)** from the base of the neck to the base of the tail. The **chest circumference (B)** is always measured around the widest part of the chest. The **neck circumference (C)** is measured around the collar. Add the amount of water as seen in the chart.

When a dog is between two sizes, we recommend going for the larger size.

Size	Length (A)	Chest (B)	Neck (C)
MPS-XS	25 - 35 cm	40 - 60 cm	< 35 cm
MPS-S	35 - 50 cm	55 - 70 cm	< 45 cm
MPS-M	50 - 60 cm	60 - 80 cm	< 50 cm
MPS-L	60 - 75 cm	65 - 85 cm	< 55 cm
MPS-XL	70 - 90 cm	75 - 95 cm	< 65 cm

	Amount of water	
	MPS-XS	100 ml
	MPS-S	200 ml
	MPS-M	290 ml
	MPS-L	430 ml
	MPS-XL	525 ml

Always gently squeeze out all excess water. Do not overfill the vest with water!